



USER MANUAL

Fixed Deposit Receipt



JANUARY 29, 2021
UNITECH LTD
<http://connect.unitechgroup.com/>

1. Purpose:

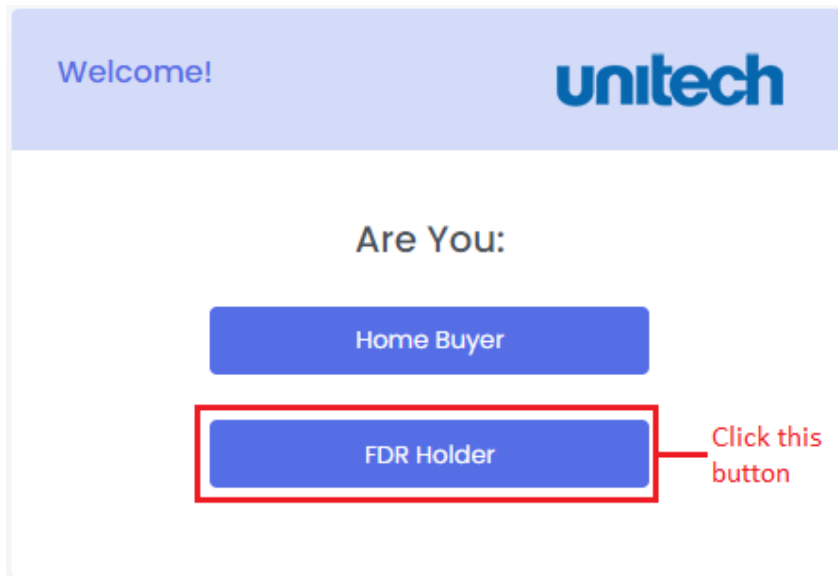
The purpose of this manual is to guide the FDR holders to update their contact details on the portal of Unitech Ltd. The purpose of this portal is to consolidate the contact information of all FDR holders for future communication. Explanation of each field and flow of the form is explained in simple terms.

Follow the guide to complete the update process of contact details. To update the contact details, follow the URL (<http://connect.unitechgroup.com/>). Before proceeding with the given process, please keep following documents with you to avoid any hassle:

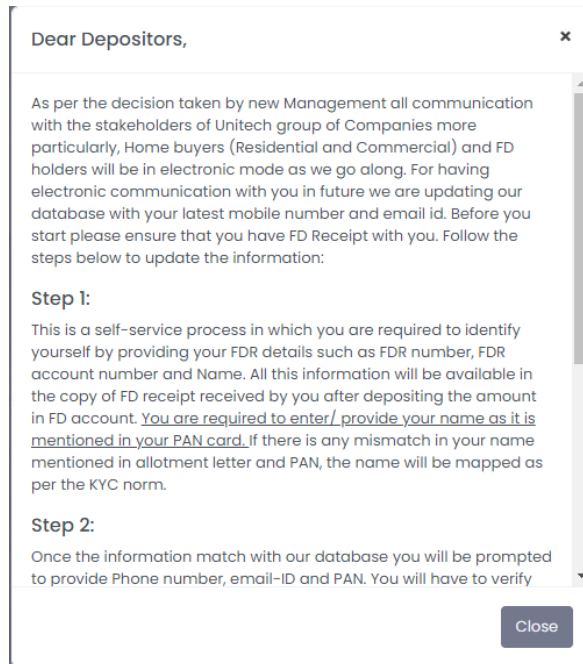
- FD receipt and,
- PAN Card.

2. Instruction:

- a) Once you hit the <http://connect.unitechgroup.com/> link, you will land on the homepage as shown below. Click on the 'FDR Holder' button as shown in below screenshot.



- b) The first thing you will see after clicking on the 'FDR Holder' button is the 'Instruction Page' with following major heads:
- I. Purpose of the form.
 - II. Request for desired documents before proceeding with the form i.e., FD receipt and PAN card.
 - III. Steps to fill the form correctly and submitting the details successfully.
 - IV. Process to follow in case of multiple FD deposits on the name of single depositor.
 - V. Submission of query/ concern in case of failure in submission of contact details.



- c) After the instruction page, comes the 'FD Details' section where details regarding deposit, a given depositor holds are requested. All the details asked in this section are mentioned in the 'FD receipt'. This section is used to verify the end user as authentic depositor of a given FD.

Note: Please refer to the FD receipt before filling the form.

Welcome! unitech

● Each mandatory field is marked with (*)

1 FD DETAILS 2 PERSONAL DETAILS

FDR Number * FDR Account Number *

Name of Depositor *

Note: All the given details are mentioned in the FD receipt

Save & Next

- d) Once all the details are mentioned in the form, proceed for next section of the form by clicking 'Save & Next'.

Welcome! **unitech**

• Each mandatory field is marked with (*)

1 FD DETAILS 2 PERSONAL DETAILS

FDR Number * FDR Account Number *

Name of Depositor *

Click 'Save & Next' button to proceed ahead with 'Personal Details' section.

Save & Next

- e) The next section is 'Personal Details' section where contact details of the depositor is asked. The only purpose of this form is to capture the latest contact details of the actual depositor. The shared contact details (both email & phone number) will be used for future communication as it is decided by new management that in future all communication will be done electronically.
- f) It is to be noted that the Name of depositor as mentioned in the PAN shall be entered. In case there is mismatch name as mentioned in PAN and FDR the name as mentioned in PAN has to be entered.

Note: Please use the same contact details (both email address & phone number), in case if you are sharing details for multiple FDs assigned to single depositor.

Welcome! **unitech**

• Each mandatory field is marked with (*)

1 FD DETAILS 2 PERSONAL DETAILS

Phone Number * OTP *

Enter Phone Numt Generate OTP Enter OTP Verify

Email * PAN *

Email Verify

Name of Depositor *


SAVIO FRANCIS SEQUEIRA

Previous Save

- g) Please share the PAN details of the depositor on whose name the given unit is allotted. It is to be ensured that name provided for the depositor matches with name in PAN for successful submission of information.

Raise Concern [X]

Name*

Contact Number*  Enter Phone Number

Email ID*

Description *

Upload Supporting Document

Supported files types: pdf,jpeg,jpg,png and Document size: 1MB

Note: In case if you want to share supporting documents, then kindly attach the details with specified format on the given form.

- k) Once the form is finally 'Saved and Submitted', Unitech team will update you on your query/ concern in a given stipulated time duration.
- l) Copy of this manual is available in footer as shown below. Please do consult the document for better understanding of the form and for hassle free submission of details.

User Manual - [Please click here](#)

© Copyright Unitech 2021